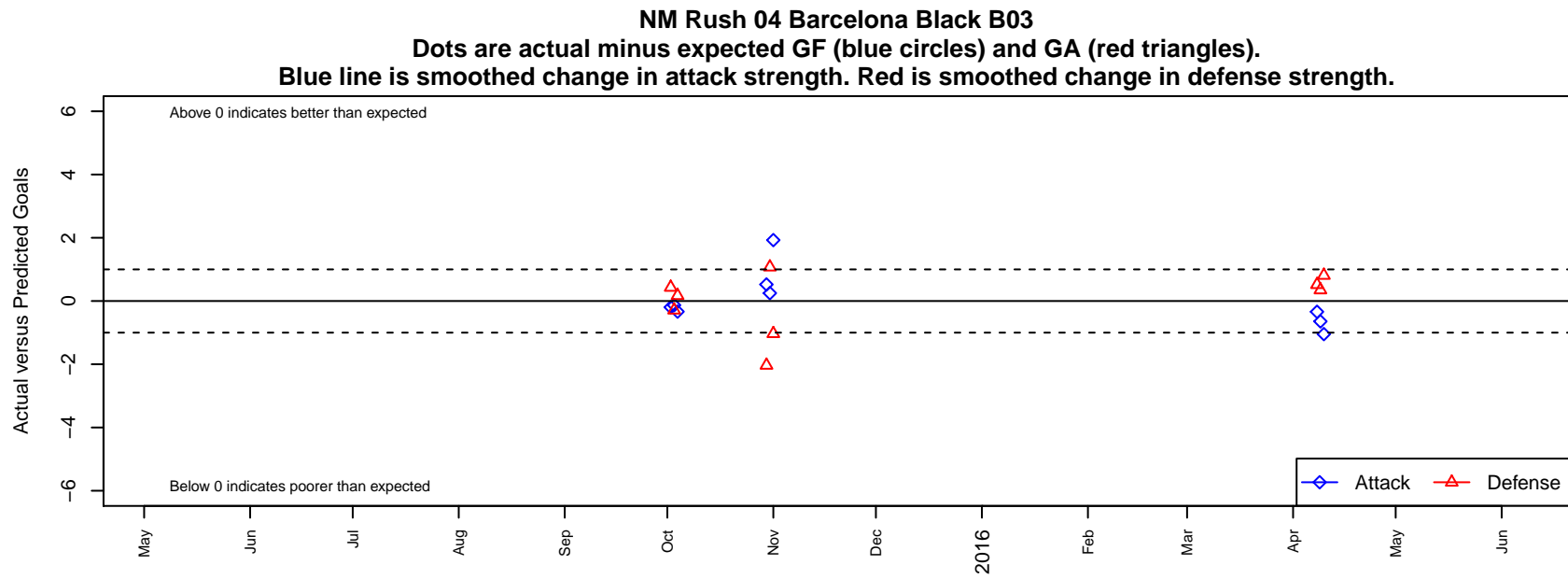


NM Rush 04 Barcelona Black B03

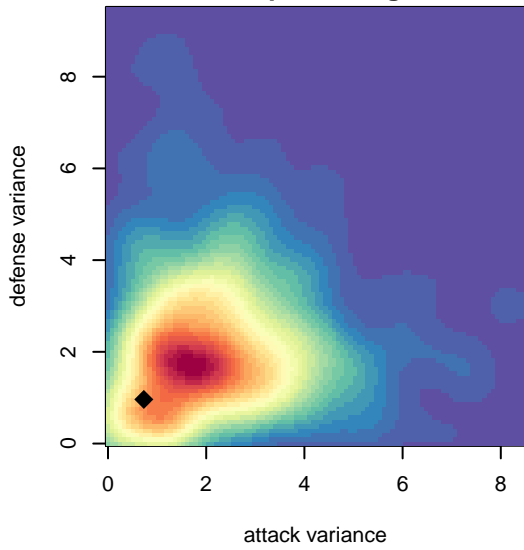
, NM
B03 total strength=835
attack=0.55 defense=2.3

alt names used:
NM RUSH BARCELONA BLACK 04

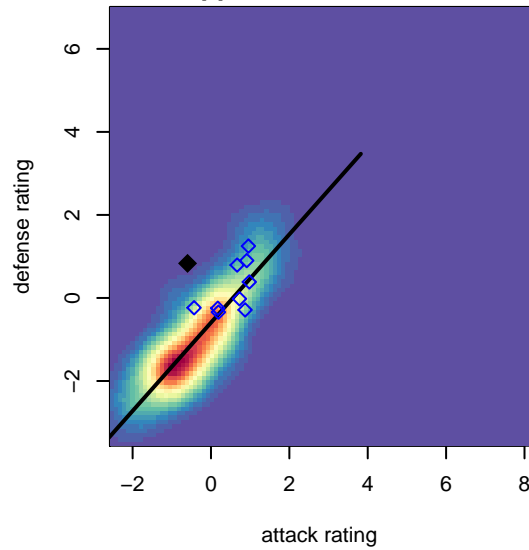
Venues played:
2015 FWRL Desert Premier U12



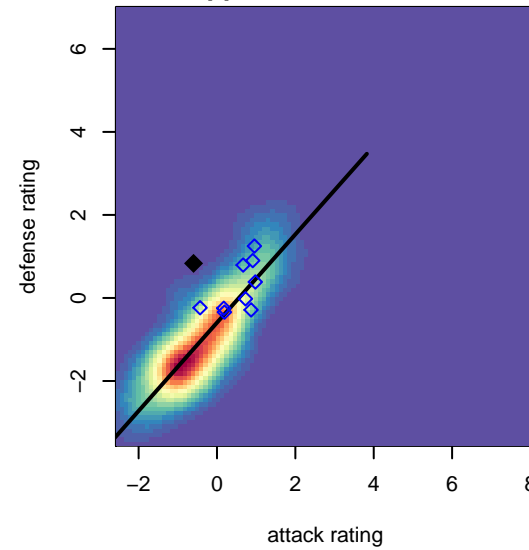
**attack and defense variance (black dot)
relative to other teams
and top 10 in region**



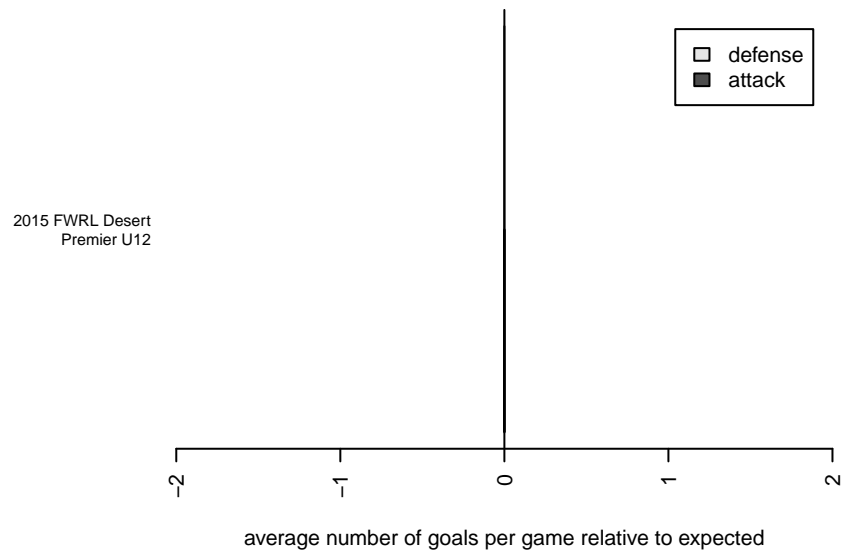
**attack and defense rating
relative to others at age
and all opponents in last 13 months**



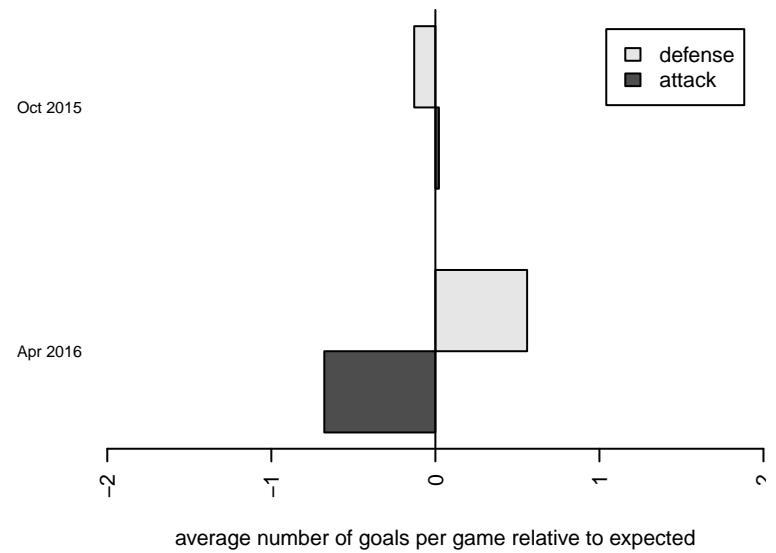
**attack and defense rating
relative to others at age
and all opponents in last 13 months**



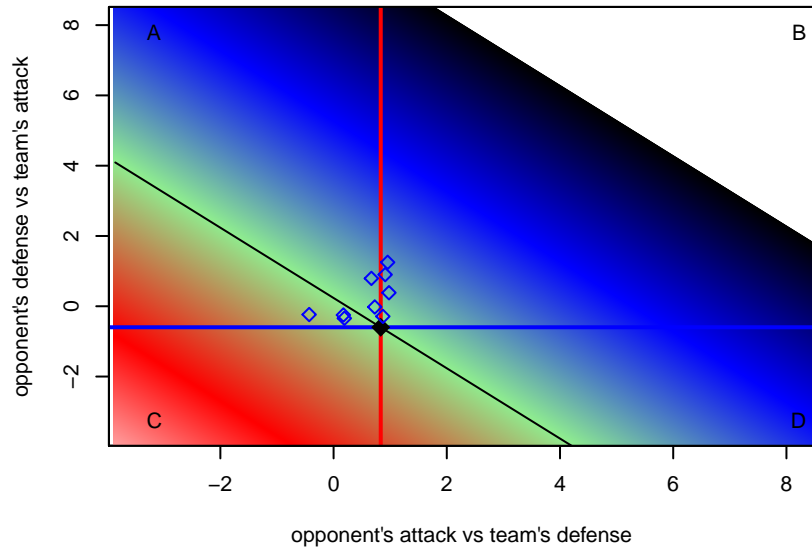
Performance relative to 13 month average



Performance relative to 13 month average



Distribution of opponents
 Red = Lose zone, Blue = Win zone, Green = Even
 Black line separates win/lose zones



lot. A=Neither has attack advantage, B=Opponent has both attack and defense advantage, C=Opponent has both attack and defense disadvantage, D=Both have

date	home		away		venue	pred.home	pred.away
2016-04-10	Sparta United 04 Premier B03	0	NM Rush 04 Barcelona Black B03	0	2015 FWRL Desert Premier U12	0.81	1.05
2016-04-09	Davis Legacy 04 Red B03	1	NM Rush 04 Barcelona Black B03	0	2015 FWRL Desert Premier U12	1.35	0.64
2016-04-08	NM Rush 04 Barcelona Black B03	0	Colorado Storm 04 South Select B03	1	2015 FWRL Desert Premier U12	0.34	1.52
2015-11-01	Sereno 04 White B03	2	NM Rush 04 Barcelona Black B03	3	2015 FWRL Desert Premier U12	0.97	1.07
2015-10-31	NM Rush 04 Barcelona Black B03	1	Guadalajara Scorpions B03	0	2015 FWRL Desert Premier U12	0.75	1.07
2015-10-30	NM Rush 04 Barcelona Black B03	1	Scottsdale 04 Blackhawks B03	3	2015 FWRL Desert Premier U12	0.48	0.97
2015-10-04	Real Colorado Nationals B03	1	NM Rush 04 Barcelona Black B03	0	2015 FWRL Desert Premier U12	1.17	0.34
2015-10-03	NM Rush 04 Barcelona Black B03	1	CCV Stars 04 Black B03	1	2015 FWRL Desert Premier U12	1.13	0.71
2015-10-02	Avalanche FC Apex 04 Black B03	0	NM Rush 04 Barcelona Black B03	1	2015 FWRL Desert Premier U12	0.43	1.20